

## D2N2 Locality Report – 2013/14 ILR R14 Data

### Geography

Derby, Derbyshire, Nottingham and Nottinghamshire includes 17 Local Authorities (Derby, South Derbyshire, Erewash, Amber Valley, North East Derbyshire, Chesterfield, Nottingham, Bassetlaw, Newark and Sherwood, Mansfield, Gedling, Broxtowe, Ashfield, Rushcliffe, Bolsover, High Peak, Derbyshire Dales.

Nottinghamshire County Council, Nottingham City Council, Derbyshire County Council, Derby City Council had a combined Skills Funding Agency allocation of £12.5 million (2014/15)

### Providers

- 492 providers delivered a total of 336,990 learning aims starts (to 16 years and older), with 86% (286,666) of starts delivered to learners with a D2N2 postcode.
- 8.5% decrease in the total number of learning aim starts from 2012/13.
- 8% increase in the number of providers from 2012/13.
- 307 providers delivered 20,570 Apprenticeship Framework starts (a 12% decrease from 2012/13).
- 239 providers delivered 3830 Workplace Learning starts (a 43% decrease of from 2012/13) and 271,620 Education and Training (classroom based) starts (an 8% decrease from 2012/13).
- 10,340 learning aim starts were supported through ESF Priority 1 Funding, a 16% increase on 2012/13.
- 12,690 starts were supported through ESF Priority 2 Funding, a 37% increase on 2012/13.

### Notes

#### Data

Data used in this report is ILR R14 Final data (2012/13 and 2013/14) and refers to starts delivered in D2N2 locality to all postcode learners (i.e. includes non-D2N2 postcode learners) unless otherwise stated.

Numbers are rounded (to nearest 10) or suppressed (where less than 5 starts) to protect learners' identities. Percentages when used in the report are based on pre-rounded numbers.

The volumes in this report are based on Learning Aim starts, and the delivery postcode of the provision, except where stated.

A Learning Aim is a single qualification, a course or programme of activity which attracts funding. An individual learner may commence or be enrolled on more than one Learning Aim at the same time, so is not a count of individual learners.

#### Geography

Locality means the postcode areas that are included within the LEP boundaries as published on Gov.uk

#### Funding

This includes the entire allocation for a provider even where only a small proportion is delivered in the locality.

## Charts

Chart 1: Top 20 providers by size of SFA allocation (breakdown), D2N2, 2014/15

Chart 2: List of top 20 providers in D2N2 by SFA allocation, 2014/15

Chart 3: Top 20 providers: All Learning Aims starts, D2N2, 2012/13 & 2013/14

Chart 4: Learning Aims starts by sector (excluding Apprenticeship Frameworks): D2N2, 2012/13 & 2013/14

Chart 5: Learning Aim starts by level (notional NVQ level): D2N2, 2012/13 & 2013/14 (excluding Apprenticeship Frameworks)

Chart 6: Top 20 providers: Apprenticeship Framework starts, D2N2, 2012/13 & 2013/14

Chart 7: Top 5 Apprenticeship Framework starts: D2N2, 2012/13 & 2013/14

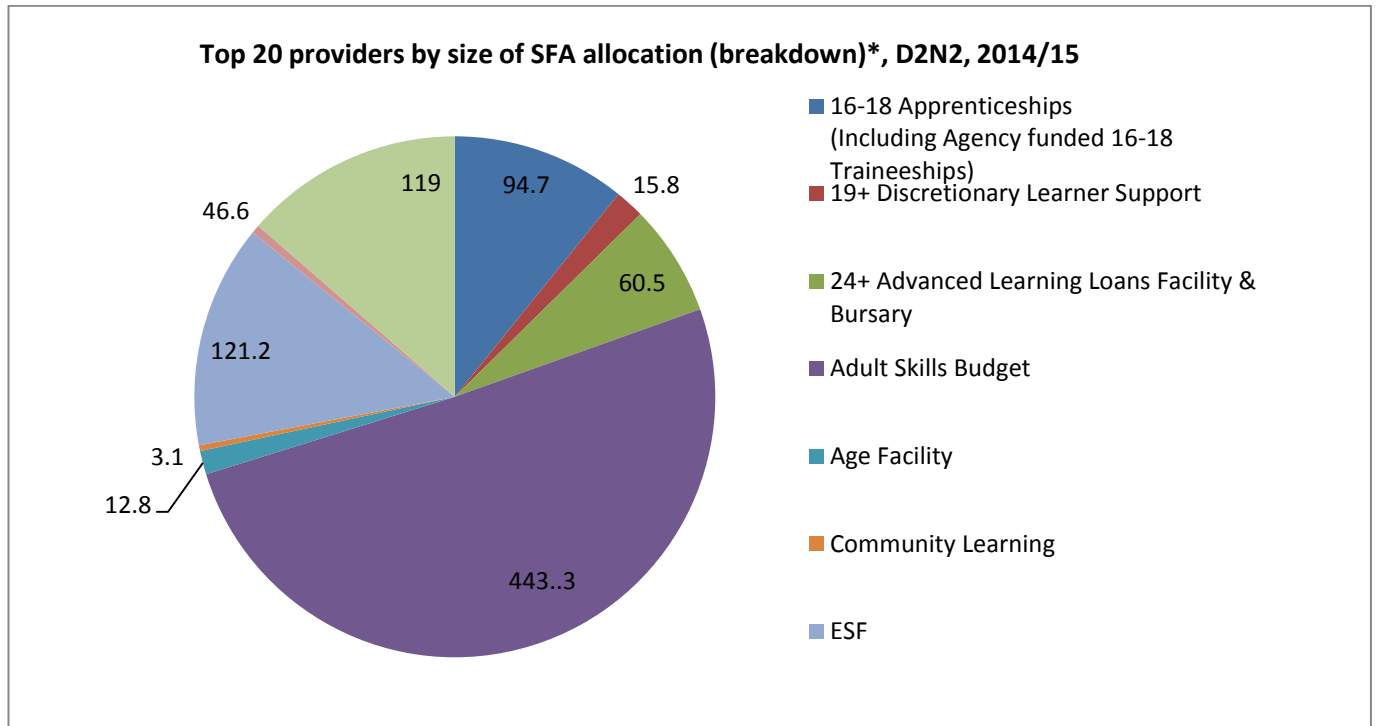
Chart 8: Apprenticeship starts delivered by provider type in D2N2, 2012/13 & 2013/14

Chart 9: Apprenticeship Programmes starts by Level and Age, 2012/13 & 2013/14

Chart 10: All Apprenticeship Framework starts by Sector: D2N2, 2012/13 & 2013/14

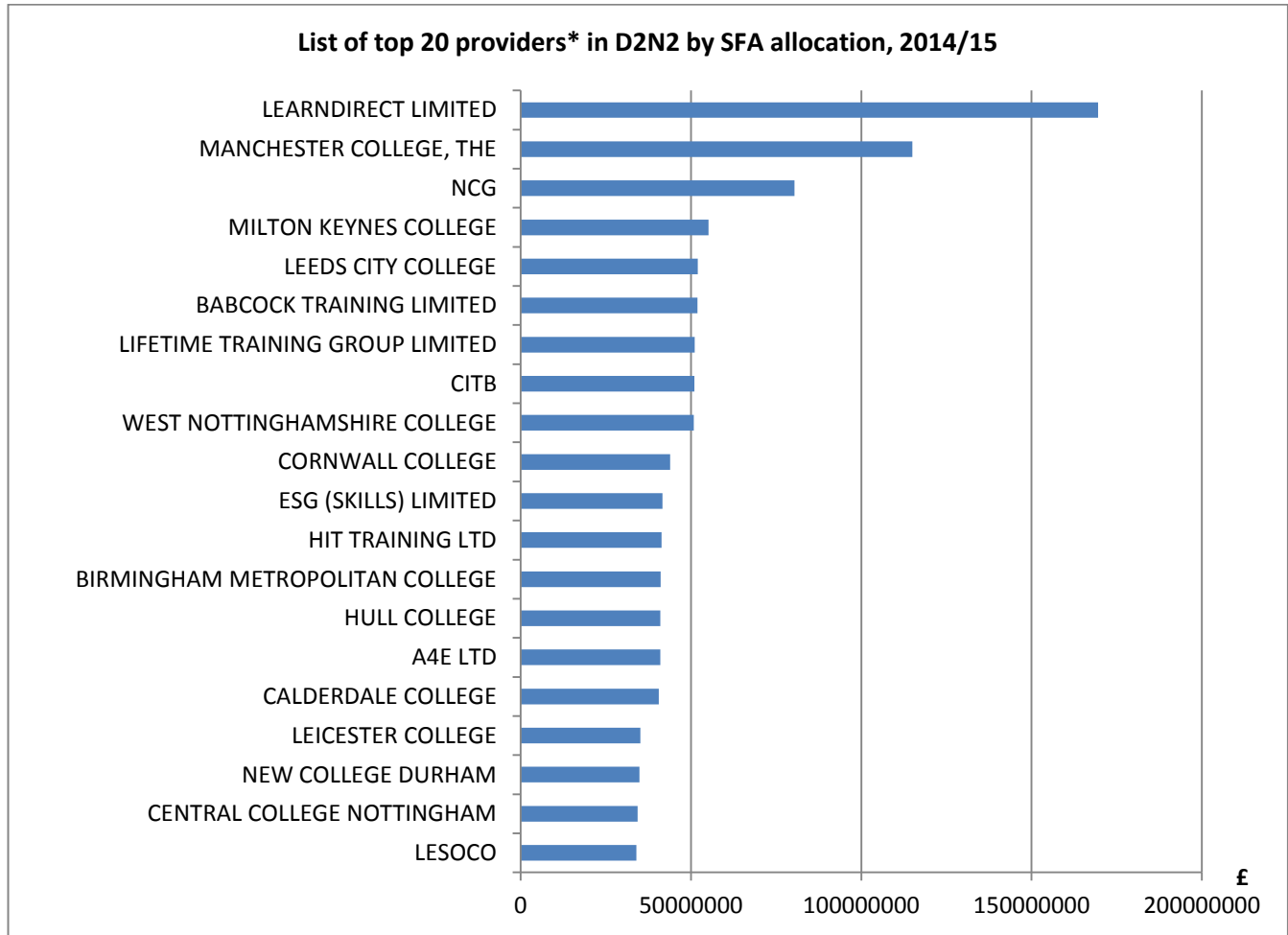
Chart 11: Apprenticeship Framework starts by Employer Size: D2N2, 2013/14

**Chart 1**



\* Chart 1 figures indicate £millions. This includes the entire allocation for a provider even where only a small proportion is delivered in the D2N2 locality. Providers are those who delivered learning aim starts in D2N2 locality as of AY 2013/14.

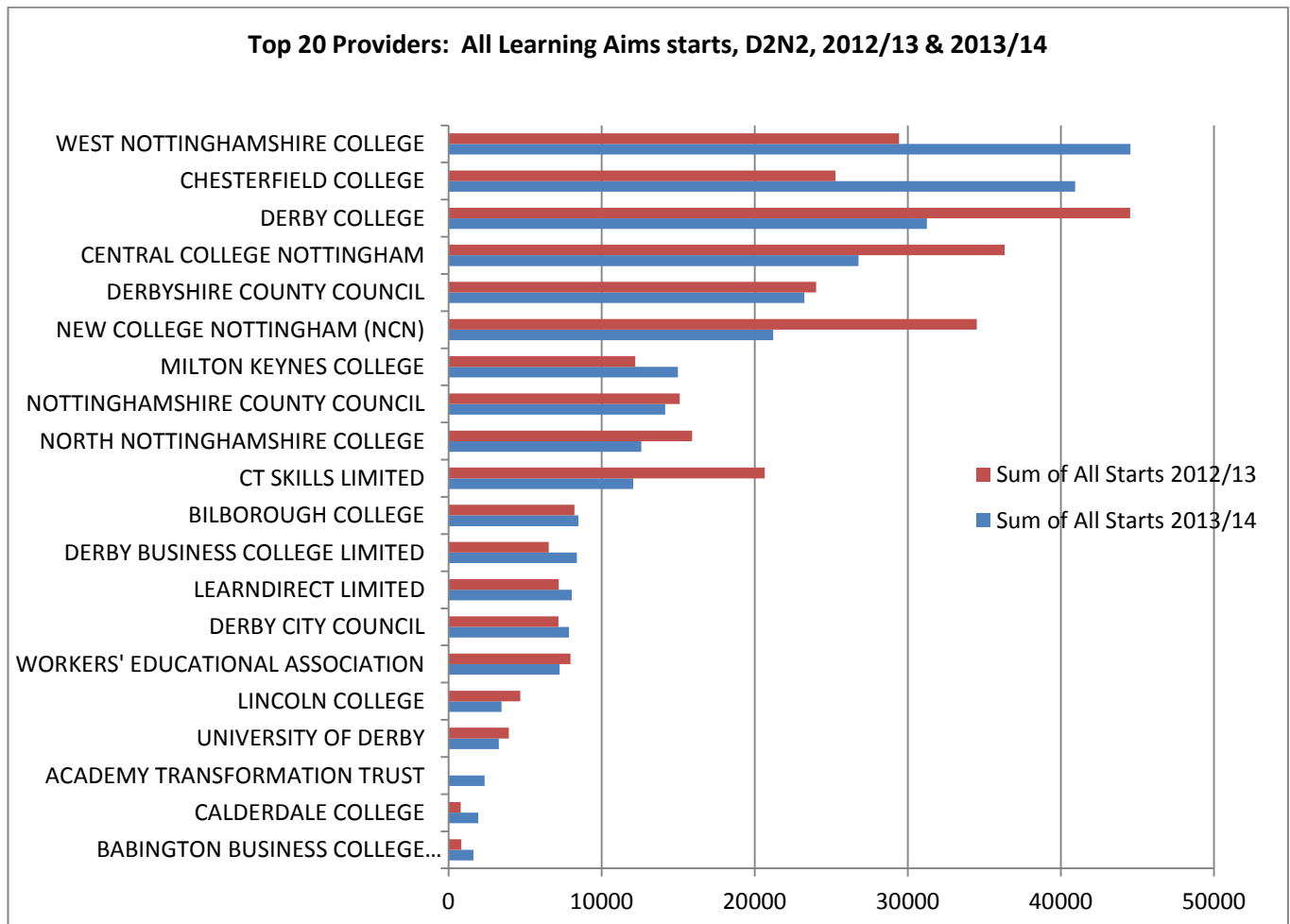
**Chart 2**



\*Providers listed are those who delivered learning aim starts in D2N2 locality as of AY 2013/14. This includes the entire allocation for a provider even where only a small proportion is delivered in the D2N2 locality.

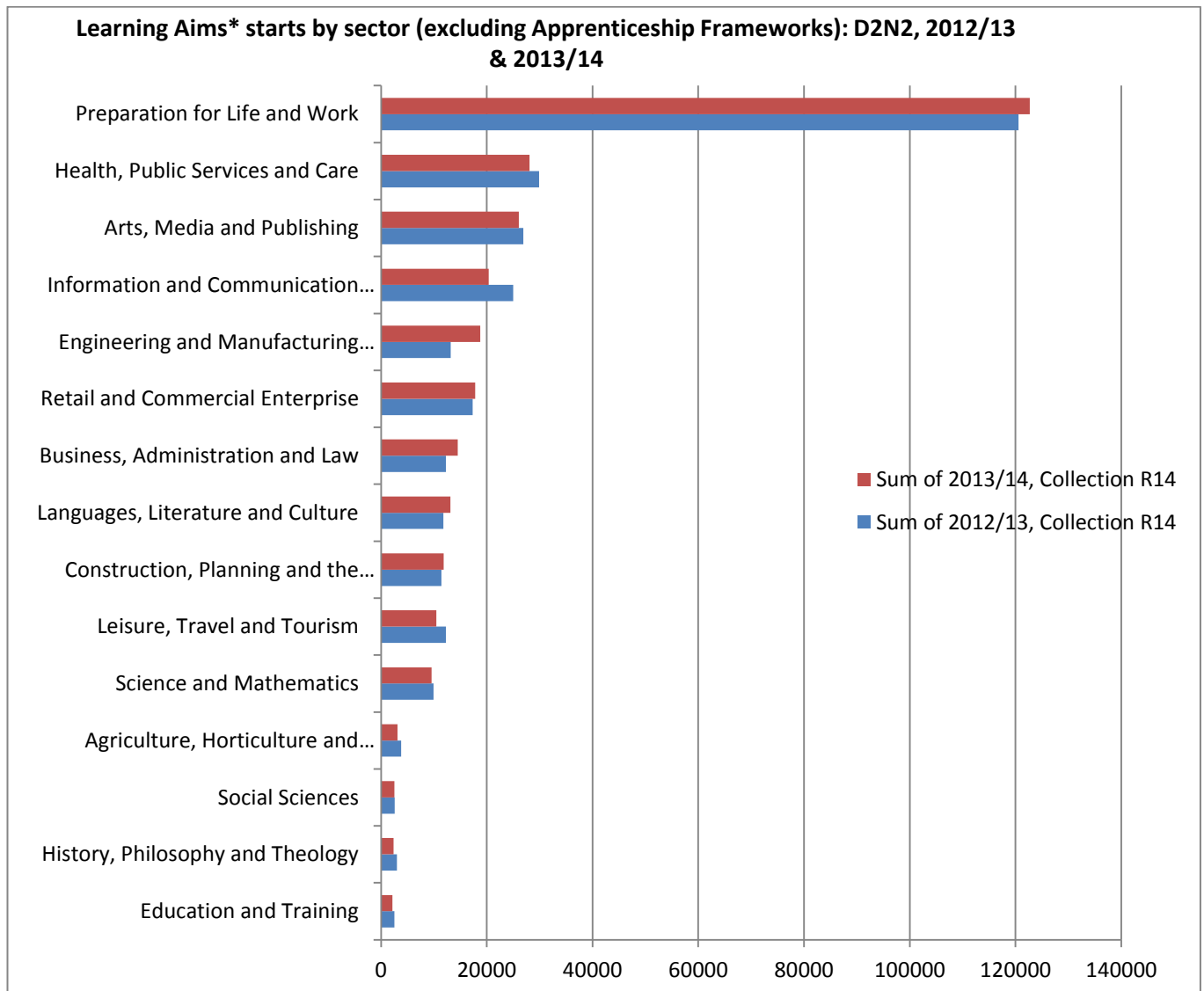
- Two providers (10%), Central College Nottingham and West Nottinghamshire College have their headquarters in the D2N2 locality.

**Chart 3**



- In 2013/14, the top 20 providers by volume of learning aim starts by type of institution were:
  - 9 FE Colleges
  - 6 Training Providers
  - 3 Local Authorities
  - 1 Sixth Form College
  - 1 HE Institution
- 14 (70%) have their Headquarters in the D2N2 locality.
- 4% of all providers (20 out of 492 providers) delivered 87% of all learning aim starts.

**Chart 4**

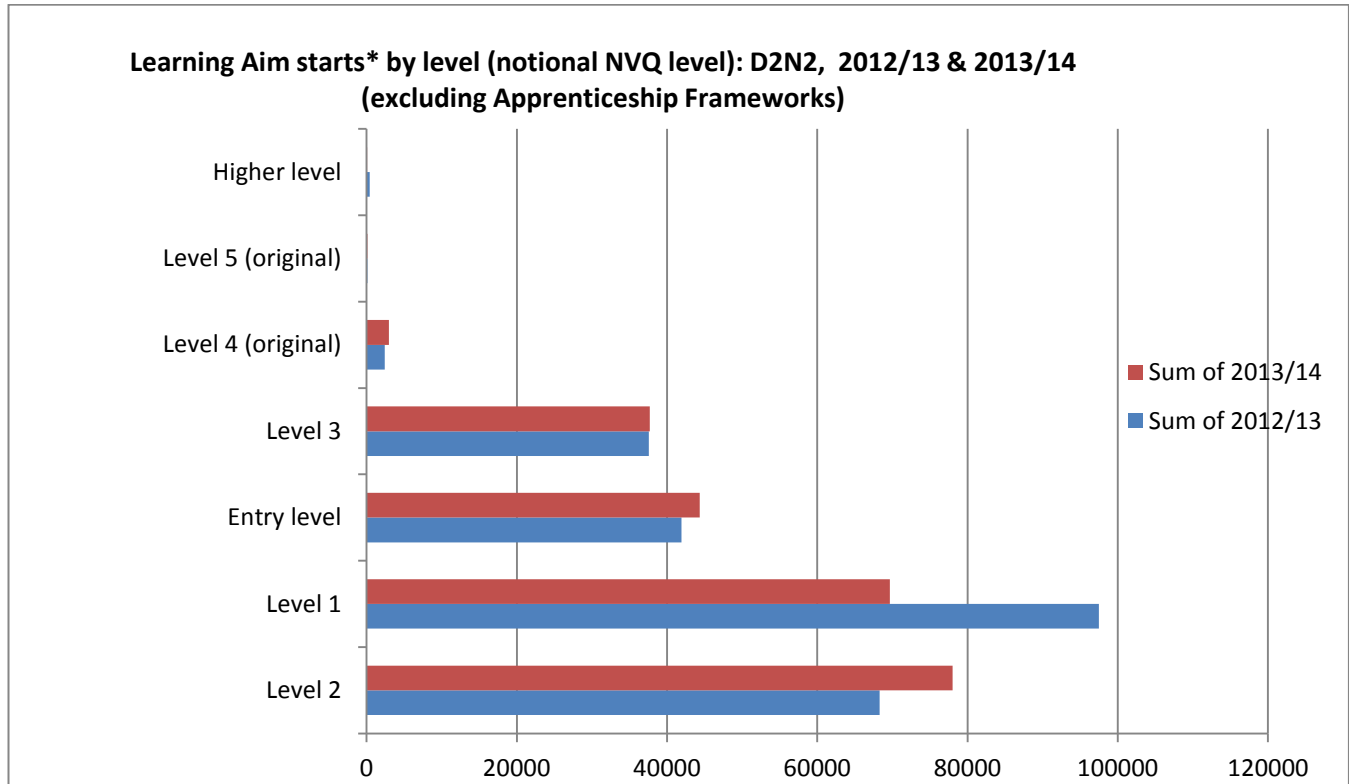


*\*Education and Training, Community, Workplace Learning*

Most sectors saw similar levels of starts between 2012/13 and 2013/14, apart from:

- Engineering and Manufacturing Technologies recorded a 30% increase (to 18,780).
- Languages, Literature and Culture saw a 10% increase (to 13,110).
- Information and Communication Technology saw a 19% decrease (to 20,370).
- Leisure, Travel and Tourism decreased by 15% (to 10,440).

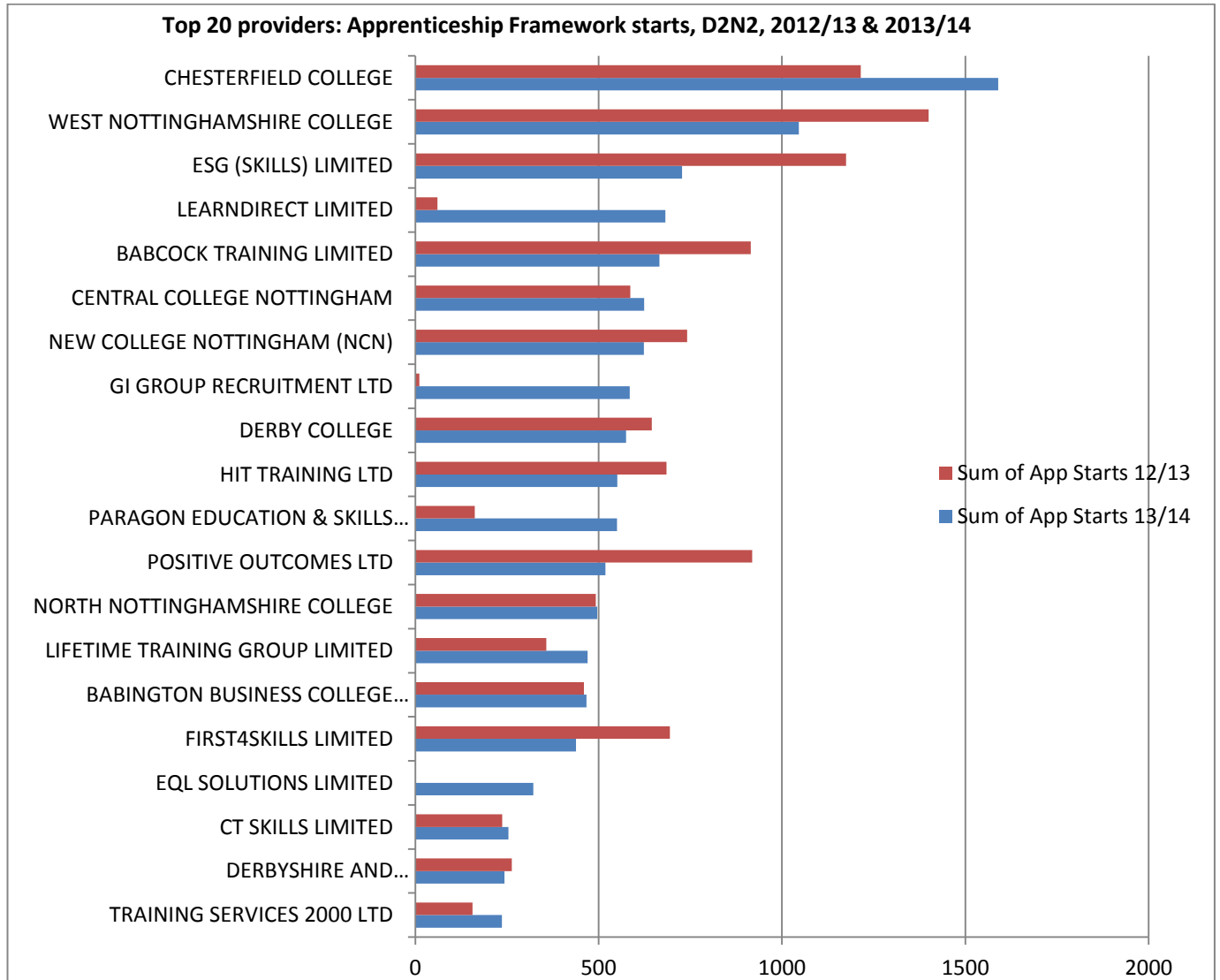
**Chart 5**



*\*Education and Training, Community, Workplace Learning provision*

- Total learning aim starts (excluding Apprenticeships) reduced by 7% (340,790 to 316,420) from 2012/13 to 2013/14.
- Level 4 and 5 starts both saw a slight increase of around 5% with the former (L4) having almost 3,000 starts and the latter (L5) just over 100 starts.
- Entry Level recorded a 5.5% increase in starts over the same period (up to around 44,400 starts).
- Level 1 saw a decrease of almost 30% in starts (from 97,500 to 69,650).

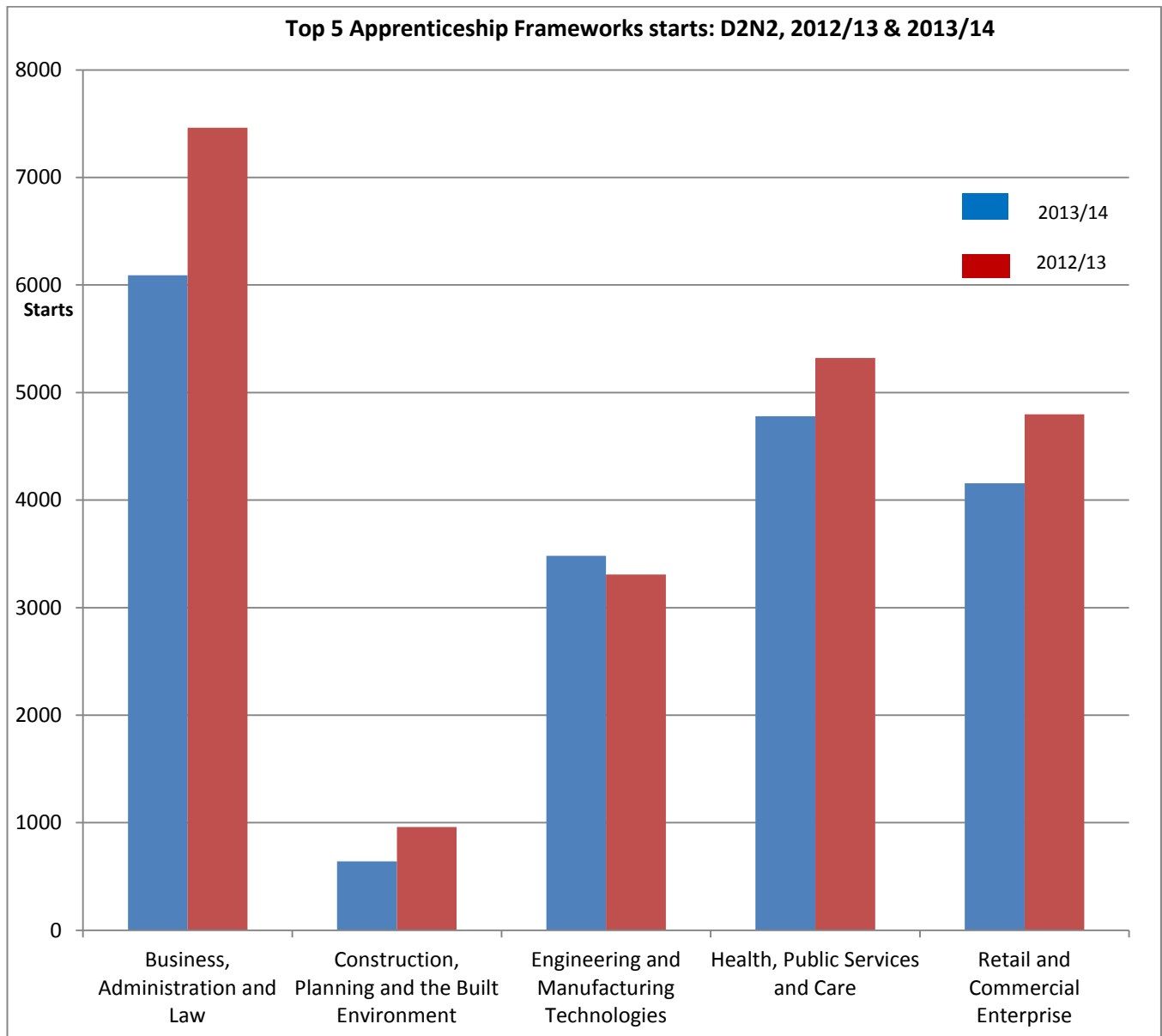
**Chart 6**



- The top 20 providers delivered 57% (11,660) of all apprenticeship framework starts in the D2N2 locality in 2013/14.
- 50% of these providers increased their apprenticeship delivery (starts) from 2012/13.

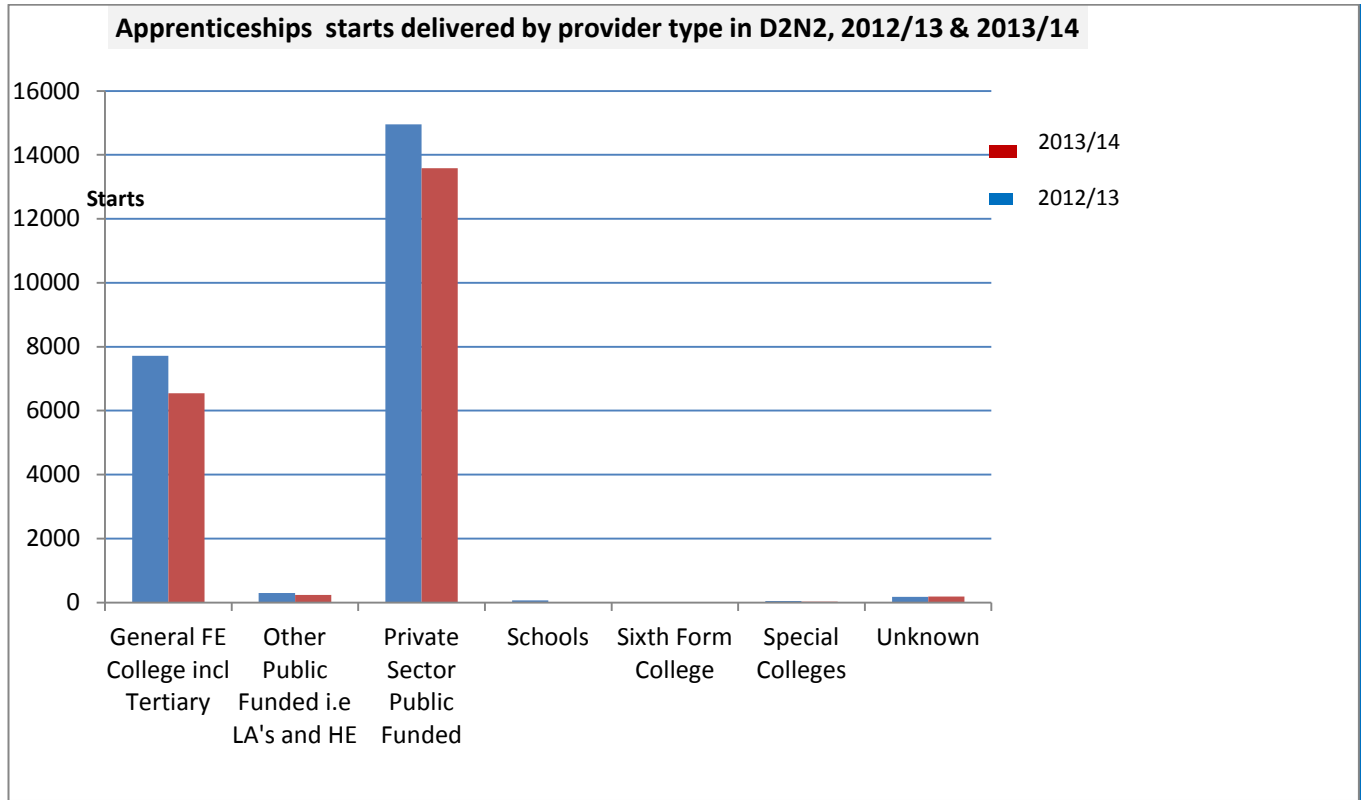


**Chart 7**



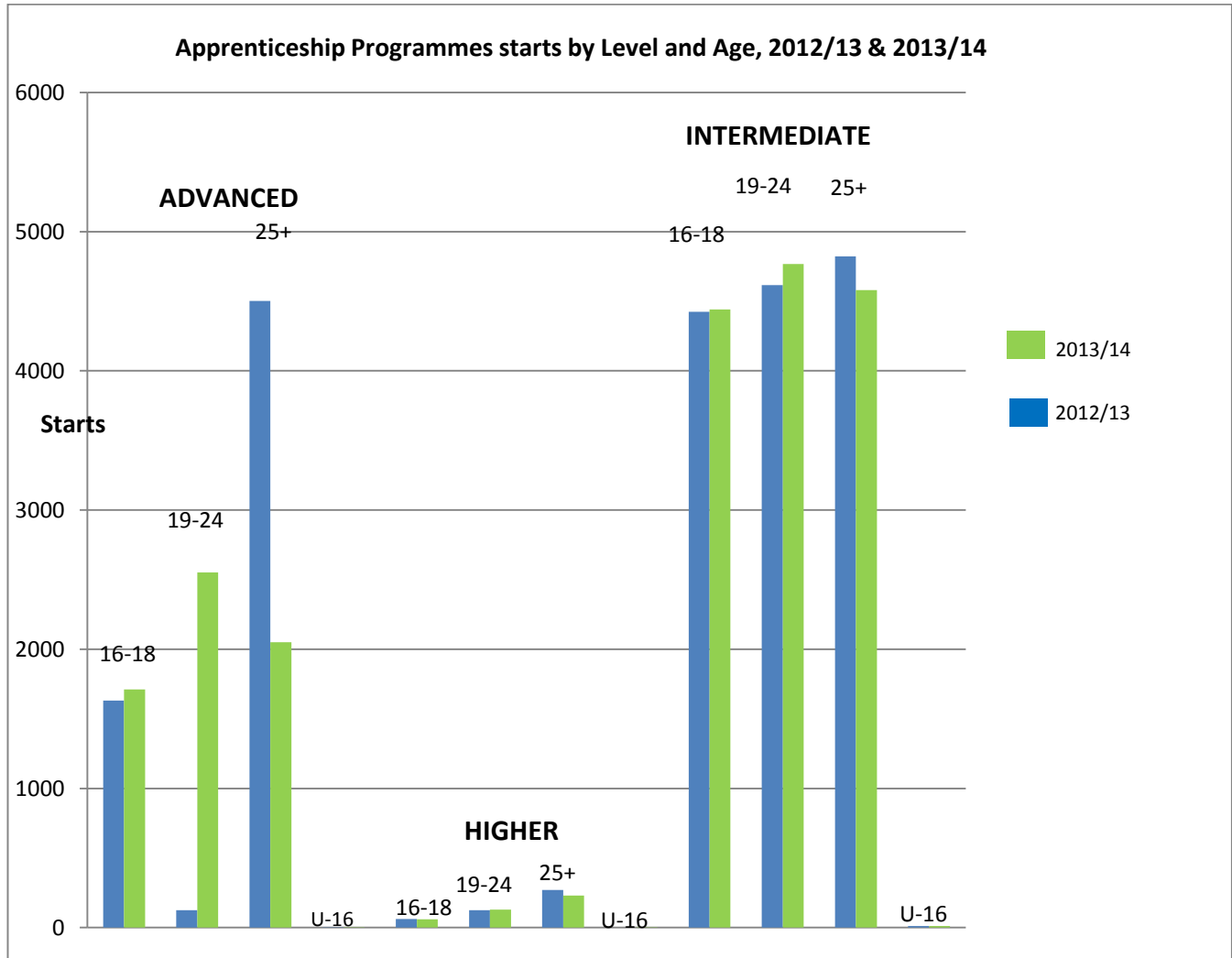
- The top 5 Frameworks listed above were the same Frameworks in 2012/13 and 2013/14.
- 307 providers delivered 20,570 Apprenticeship starts in 2013/14 (compared with 23,255 in 2012/13; a 12% decrease; 319 providers delivered these starts in 12/13).
- Engineering and Manufacturing Technologies was the only Framework to record an increase in starts from 2012/13, with a 5% increase to 3480 starts in 2013/14.
- Business, Administration and Law Framework recorded the greatest decrease in starts, with an 18% decrease (to 6090 starts).

**Chart 8**



- In 2013/14, Private Sector Public Funded providers delivered 66% of Apprenticeship Framework starts (13,580), compared with 64% (14,960) in 2012/13.
- In 2013/14, General FE College incl. Tertiary providers delivered 32% of Apprenticeship Framework starts (6,540), compared with 33% (7,720) in 2012/13.

**Chart 9**



**Advanced (12/13 to 13/14)**

- 16-18: small increase 5% ( to 1710).
- 19-24: large increase 95% (to 2550).
- 25+: large decrease 44% (to 2050).

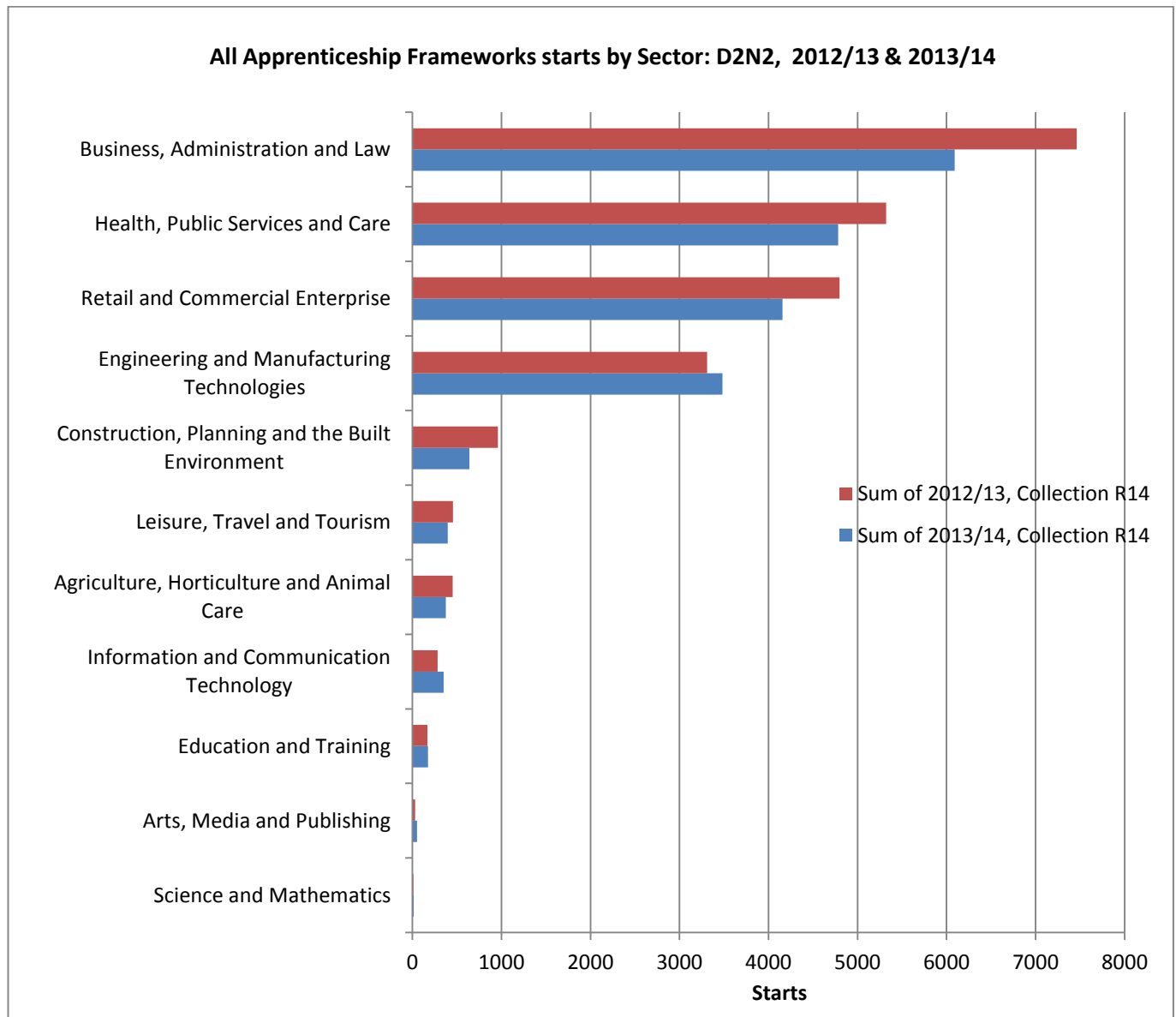
**Higher (12/13 to 13/14)**

- 16-18: small decrease 5% (to 59).
- 19-24: small increase 3% (to 128).
- 25+: small decrease 4% (to 230).

**Intermediate (12/13 to 13/14)**

- 16-18: slight increase 1% (to 4440).
- 19-24 large increase 95% (to 2550).
- 25+ small decrease 5% (to 4580).

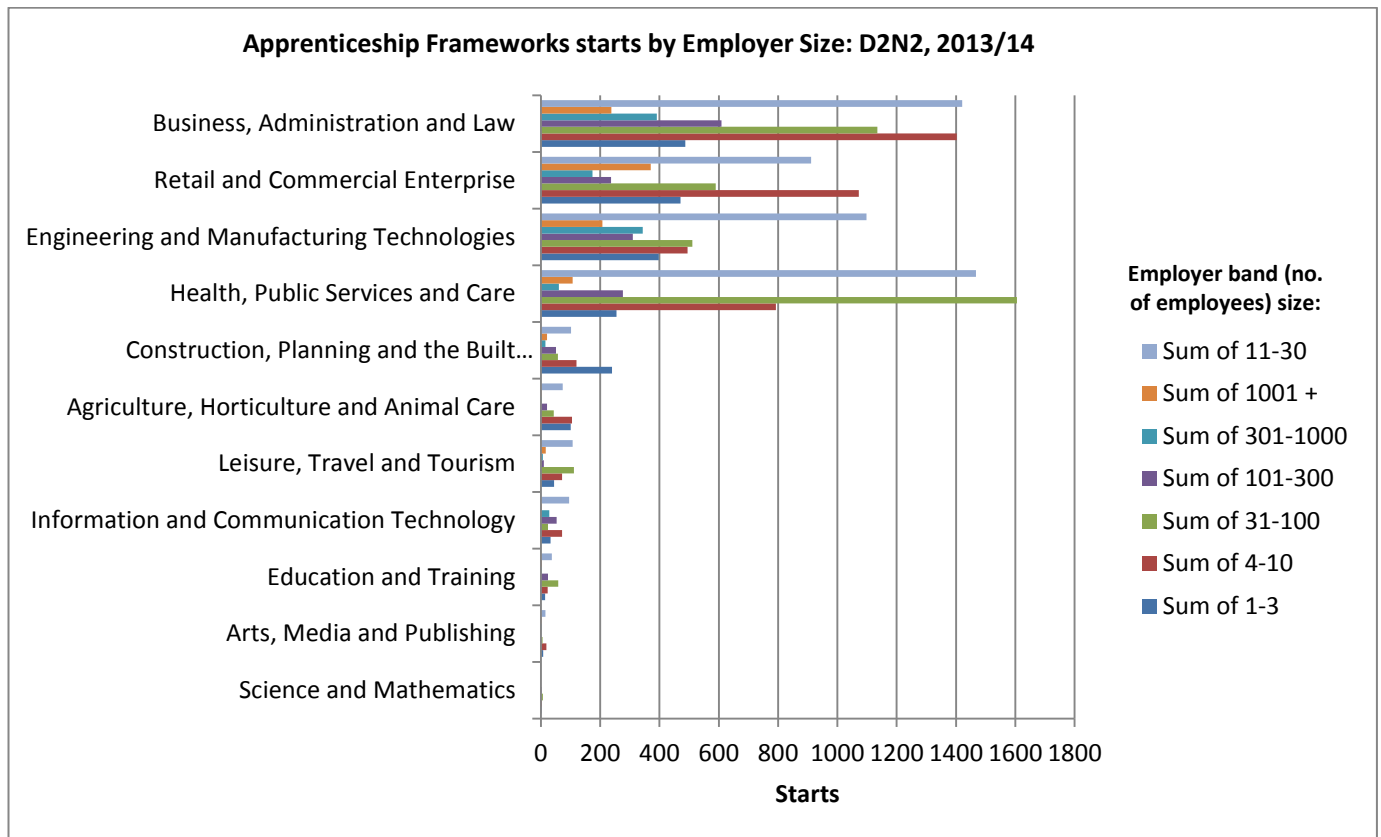
**Chart 10**



Outside of the “Top 5” Apprenticeship Frameworks starts (see Chart 7), from 2012/13 to 2013/14:

- Leisure Travel and Tourism recorded a decrease of 7% (down to 400 starts).
- Agriculture, Horticulture and Animal Care saw a decrease of 13% (down to 380 starts).
- Information and Communication Technology saw an increase of 13% (up to 350 starts).
- Education and Training recorded a 3% increase (up to 180 starts).
- Arts, Media and Publishing saw a 44% increase, but from a low baseline (up to 50 starts).
- Science and Mathematics saw an increase of 5% but from a very low baseline (up to 10 starts).

**Chart 11**



**Top 5 Frameworks**

- Over 80% (5050) of Business, Administration and Law Framework starts were with employers in the 1-301 band, so accessed by broadly “SME” category businesses or organisations. Large Companies accessed over 17% (1040) of starts in this Framework.
- Almost 80% (3280) of Retail and Commercial Enterprise Framework starts were in 1-301 band. Large Companies accessed over 17% (700) of starts in this Framework.
- 81% (2810) of Engineering and Manufacturing Technologies starts were with 1-301 band. Large Companies accessed over 19% (670) of starts in this Framework.
- 92% (4400) of Health, Public Services and Care starts were with 1-301 band. Large Companies accessed around 8% (380) of starts in this Framework.
- 89% (570) of Construction, Planning and Built Environment starts were with 1-301 band. Large Companies accessed around 11% (640) of starts in this Framework.